

# How to Play



## Electronic Table Games Live Baccarat



\*Table layout may vary depending on gaming jurisdiction.

### Place Your Bets:

Insert currency or tickets to receive credits.



The bet timer in the middle of the screen indicates the time remaining in the betting period for each game. When the timer runs out, all bets are locked and the next baccarat hand is dealt.

**To place a bet:** Select the desired denomination from the chip set on the player station screen, and touch the bet positions (Banker, Player, Tie or a side bet) on the on-screen table layout.



Increase any bet amount by touching the bet location again for each additional wager, or by touching a higher value in the chip set.

To repeat the same bets as your previous game, press the **“Repeat Bet”** button.

To remove your last bet, press the **“Undo”** button once.

## Traditional Bets

Place wagers on the Banker/Player/Tie position for traditional-style game play.

## Side Bets

**Player Pair/Banker Pair:** Awarded when the first two player or banker cards are of the same rank.


**Kirin Bet:** Awarded when the player wins with a 3 card 8.

**Phoenix Bet:** Awarded when the Banker wins with a 3 card 7.


**Lucky 6 Bet:** Awarded if the Banker hand wins with a 6. Odds increase if Banker hand wins with a 3 card 6.

## Tip Your Dealer

To tip your dealer, touch the “**Tip**” button on the bottom left hand of the screen and select a chip amount, then press “**Confirm**” to send the tip to the dealer.



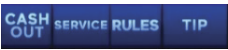
## Special Features



History is displayed on the top left of the player screen to display wins paid on Banker, Player and Tie hands, and other detailed trends.



Touch the “**Language**” button to switch between English and Chinese.



Select the “**Rules**” button for more information on how to play.